


2018 KLONDIKE DERBY

Hodge Park Athletic Fields

at NE 96th St. & NE Reinking Rd. (East of I-435)

JANUARY 20, 2018





SCHEDULE

7:30 – 9:00	Registration and sled check in
9:00-9:15	Opening at flagpole and score sheet handout at HQ
9:15-12:00	Activities stations
12:00–1:00	Lunch! Stations closed during lunch
1:00–2:30	Activities stations
3:00-4:00	Sled races, followed by Trophy presentation and Closing Ceremony

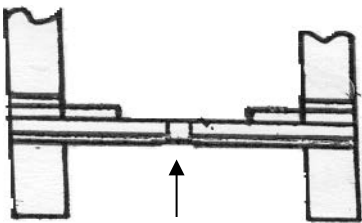

Venue Rules

- This is a new location with new rules.
 - No ground fires; they need to be *contained and off the ground*.
 - Vehicles **MUST** park on the paved area.
 - Straight in or back in – no parallel parking.
 - This will require trucks towing trailers to unhitch.
 - There are 300 parking spots. You should be able to find parking near or adjacent to your camping area.
 - I have appointed “Parking Czars” to enforce this.
 - If necessary, we will deduct competition points.
- We will have 600 gallons of water. But it is *strongly* suggested that you bring water with you. Do not rely solely on the water at the event.
- This area is a city park and athletic fields.
 - As good stewards of our environment and guests of the city, we will be expected to leave the area as we found it.

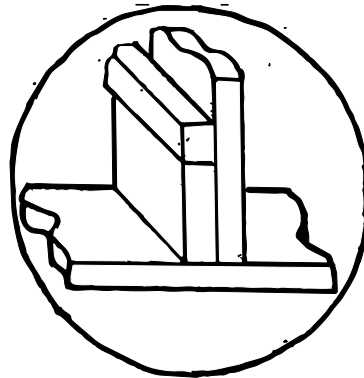
KLONDIKE SLED PLAN

A diagram below is a *suggested* plan for your Klondike sledge. You may wish to develop your own plans, decorations, and build your sledge from native material. Most of the material can be secured at no cost from lumberyard scrap piles or from materials that may be lying around in garages of parents of boys. Keep these points in mind as you build sledges:

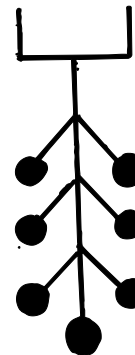
1. Sledges must be a minimum of 72 inches long.
2. Sledges must be a minimum of 24 inches wide.



1" Hole Tow Rope



Tow Rope Front



Towing Bridle

Please note that wheels will NOT be allowed on sleds. This will result in disqualification from the races and a loss of 20 points.

SUGGESTED MATERIALS

Two pieces 4"x1"x6'6" runners

Six pieces 1"x1"x24" Cross Supports

Four pieces 1"x4"x5' Floor Slats

Eight pieces 1"x2"x6" Upright Supports

Two pieces 1"x2"x40" Rear Uprights

Two pieces 1"x2"x33" Second Rear Uprights

Two pieces 1"x2"x26" Second Front Uprights

Two pieces 1"x2"x12" Front Uprights

Two pieces 1"x2"x6'6" Hand Rails

One piece 1"x2"x24" Tow Bar

Plywood and metal can be substituted where desired.

Bolts, screws, nails as needed

