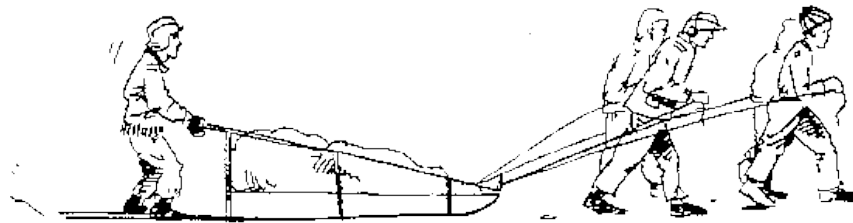


2019 KLONDIKE DERBY

**Smith's Fork Park
1601 DD Highway
Smithville, MO 64089**

JANUARY 19, 2019





SCHEDULE

8:30 – 10:00	Registration and sled check in
10:00-10:15	Opening at flagpole and score sheet handout at HQ
10:15-12:00	Activities stations
12:00–1:00	Lunch! Stations closed during lunch
1:00–3:30	Activities stations
4:00-5:00	Sled races, followed by Trophy presentation and Closing Ceremony

Venue Rules

- No ground fires, except where permanent fire rings exist. In all other areas, they must be *contained and off the ground*.
- Vehicles must park in the paved lots or on the gravel areas in the campground.
 - Straight in or back in on paved lots – no parallel parking.
 - This will likely require trucks towing trailers to unhitch.
- There are 3 paved parking lots, plus gravel parking in the campground area. You should be able to find parking near your camping area. (No parking on the paved road in the campground.)
- There will be volunteers to assist with parking.
 - Please follow their directions.
 - If necessary, we will deduct competition points.
- There will be water available on-site. But it is *strongly* suggested that you bring water with you.
- There is no trash service. Haul it in; haul it out.
- Scouts must stay away from water; anyone caught playing in the water will be asked to leave.
- This area is a city park and athletic fields.
 - As good stewards of our environment and guests of the city, we will be expected to leave the area as we found it.

SLED REQUIREMENTS AND SUGGESTED PLAN

A diagram below is a *suggested* plan for your Klondike sledge. You may wish to develop your own plans, decorations, and build your sledge from native material. Keep these points in mind as you build sledges:

1. Sledges must be a minimum of 72 inches long.
2. Sledges must be a minimum of 24 inches wide.
3. A point will be deducted for each inch under the minimum length and/or width.

SUGGESTED MATERIALS

Two pieces 4"x1"x6'6" runners

Six pieces 1"x1"x24" Cross Supports

Four pieces 1"x4"x5' Floor Slats

Eight pieces 1"x2"x6" Upright Supports

Two pieces 1"x2"x40" Rear Uprights

Two pieces 1"x2"x12" Front Uprights

Two pieces 1"x2"x6'6" Hand Rails

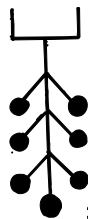
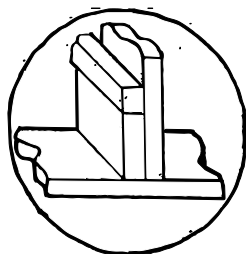
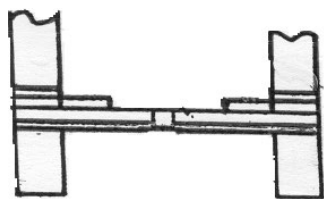

One piece 1"x2"x24" Tow Bar

Plywood and metal can be substituted where desired.

Bolts, screws, nails as needed

Two pieces 1"x2"x33" Second Rear Uprights

Two pieces 1"x2"x26" Second Front Uprights



Please note that wheels will NOT be allowed on sleds. This will result in disqualification from the races and a loss of 20 points. The sled must be able to carry all items on the sled check-in list.

Smith's Fork Park Directions

