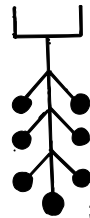

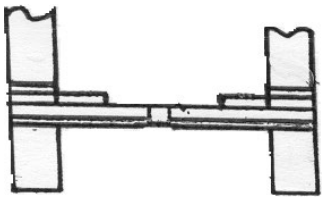



SLED REQUIREMENTS AND SUGGESTED PLAN

A diagram below is a suggested plan for your Klondike sledge. You may wish to develop your own plans, decorations, and build your sledge from native material. Keep these points in mind as you build sledges:

1. Sledges must be a minimum of 72 inches long.
2. Sledges must be a minimum of 24 inches wide.
3. A point will be deducted for each inch under the minimum length and/or width.



SUGGESTED MATERIALS

Two pieces 4"x1"x6'6" runners

Six pieces 1"x1"x24" Cross Supports

Four pieces 1"x4"x5' Floor Slats

Eight pieces 1"x2"x6" Upright Supports

Two pieces 1"x2"x40" Rear Uprights

Two pieces 1"x2"x12" Front Uprights

Two pieces 1"x2"x6'6" Hand Rails

One piece 1"x2"x24" Tow Bar

Plywood and metal can be substituted where desired.

Bolts, screws, nails as needed

Two pieces 1"x2"x33" Second Rear Uprights

Two pieces 1"x2"x26" Second Front Uprights

Please note that wheels will NOT be allowed on sleds. This will result in disqualification from the races and a loss of 20 points. The sled must be able to carry all items on the sled check-in list.